




# WATER SUPPLY AND SEWERAGE 2022

## Network supply

Million m<sup>3</sup>

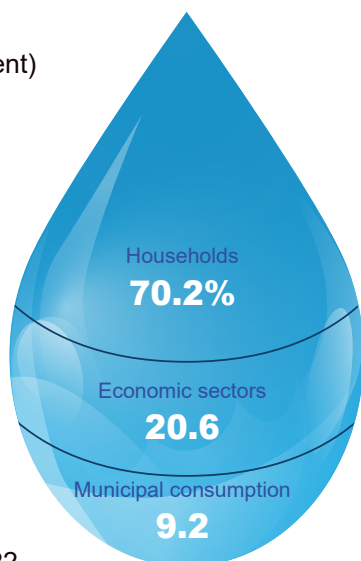


## Total unit cost

euros/m<sup>3</sup>

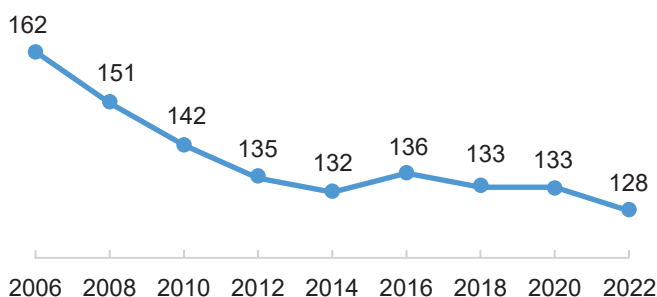
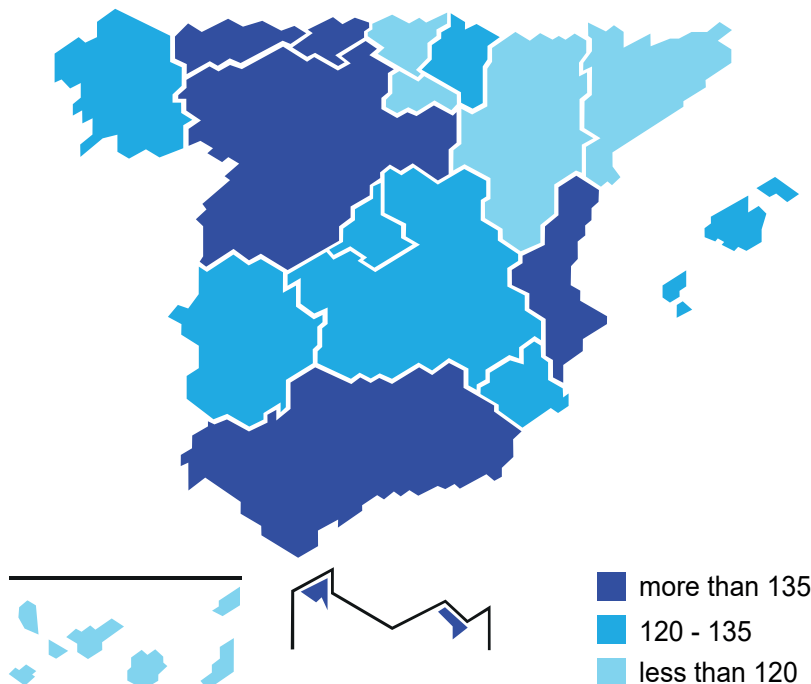


0.3% more than in 2022




## Households consumption

Litres / inhabitants / day



## Wastewater treatment

Million m<sup>3</sup>



**Treated**  
**15,428**

- Wastewater from sewerage networks
- Rainwater (urban runoff)

**Reused**  
**1,239**

Treated wastewater can be reused in agriculture, industry, watering gardens and leisure sports areas, cleaning of sewage and streets, etc.